




26/09/2024

TO WHOMSOEVER IT MAY CONCERN

The detailed breakup of expenditure incurred on maintenance of infrastructure (Physical and Academic support facilities) excluding salary component (INR in Lakhs) extracted from the audit book of accounts of **NARAYANA PHARMACY COLLEGE** during the financial year **2021 -2022** is given below.

Head of expenditure (for ex. Repair and maintenance)	Item of expenditure (for ex. AMC for Lab equipment and computers, garden maintenance etc.)	Amount (INR in Lakhs)
Academic support facilities	Internet Charges A/C	1.539900
	Paper and Stationary A/C	1.666760
	Meetings & Celebrations A/C	2.974450
	Computer Maintenance A/C	5.123430
	Land Line Charges A/C	0.046583
	Lab Maintenance & Equipment Maintenance A/C	1.981586
	Seminars & Guest Lecture Charges A/C	7.100000
	Exam Expenses A/C	0.411410
	Printing and Typing (Others) A/C	0.553080
	Miscellaneous Expenses A/C	8.568760
	Faculty Welfare A/C	1.031750
	Functions and Celebrations A/C	9.128400
	Campaigning and Publicity A/C	1.059540
	Consumables A/C	0.463050
	Affiliation Fee A/C	6.791590
	Postage and Telegram A/C	0.345390
	Travelling Expenses A/C	0.453980
Paper and Periodicals A/C	0.445150	
	Total	49.684809
Physical facilities	Building Maintenance A/C	15.270210
	Security Service Charges A/C	9.799590
	Repairs and Maintenance A/C	8.096450
	Electrical Maintenance A/C	8.073400
	General Maintenance A/C	1.449940
	Generator Maintenance A/C	1.546780
	Water Charges A/C	0.205400
	Garden Maintenance A/C	0.991230
	General Expenditure A/C	5.038900
	Sanitary Expenses A/C	2.122226
	Municipal Taxes A/C	2.994680
	Transport Charges A/C	4.036150
	Scholarships & Merit Awards A/C	17.938370
	Total	77.563326
Physical facilities and Academic support facilities Total		127.248135


 PRINCIPAL

NARAYANA PHARMACY COLLEGE
 NELLORE - 524 002.



Financial Year:2021-22

Assessment Year:2022-23

Narayana Pharmacy College -Nellore
(Unit of Narayana Educational Society)
Income & Expenditure Account for the Year ending 31-3-2022

Expenditure	Amount	Income	Amount
To Building Maintenance A/C	1,527,021	By Fee Collections Prof.Colleges	31,137,600
To Security Service Charges A/C	979,959	By Other Income A/C	155,821
To Repairs and Maintenance A/C	809,645	By Misc. Income A/C	95,500
To Electrical Maintenance A/C	807,340	By Interest Income A/C	31,990
To General Maintenance A/C	144,994		
To Generator Maintenance A/C	154,678		
To Water Charges A/C	20,540		
To Garden Maintenance A/C	99,123		
To Internet Charges A/C	153,990	BY Excess of Expenditure over Income A/C	20,283,167
To Paper and Stationary A/C	166,676		
To Meetings & Celebrations A/C	297,445		
To Computer Maintenance A/C	512,343		
To Land Line Charges A/C	4,658		
To Lab Maintenance & Equipment Maintenance A/C	198,159		
To Seminars & Guest Lecture Charges A/C	710,000		
To Exam Expenses A/C	41,141		
To Printing and Typing (Others) A/C	55,308		
To Salaries A/C	19,571,298		
To Depreciation A/C	7,151,825		
To Electricity Charges A/C	1,574,310		
To Miscellaneous Expenses A/C	- 856,876		
To Provident Fund A/C	356,003		
To General Expenditure A/C	503,890		
To Sanitary Expenses A/C	212,223		
To Faculty Welfare A/C	- 103,175		
To Functions and Celebrations A/C	912,840		
To Campaigning and Publicity A/C	105,954		
To Journals and E-Journals A/C	44,515		
To Sports Expenses A/C	253,650		
To ESI A/C	62,166		
To Municipal Taxes A/C	299,468		
To Financ Cost A/C	9,950,153		
To Transport Charges A/C	403,615		
To Scholarships & Merit Awards A/C	1,793,837		
To Consumables A/C	46,305		
To Affiliation Fee A/C	679,159		
To Postage and Telegram A/C	34,539		
To Travelling Expenses A/C	45,398		
To Paper and Periodicals A/C	44,515		
To Bank Charges A/C	15,344		
Total	51,704,078	Total	51,704,078

■ Academic facilities: 49,68,481
■ Physical facilities: 77,56,333


 PRINCIPAL
 NARAYANA PHARMACY COLLEGE
 NELLORE - 524 002.




Financial Year-2021-22

Assessment Year-2022-23

Narayana Pharmacy College -Nellore
(Unit of Narayana Educational Society)
Balance Sheet as on 31.03.2022

Liabilities	Amount	Assets	Amount
Capital Account	88,658,071	Fixed Assests	
Current Liabilities		Buildings	55,963,830
Sundry Creditors	18,325	Plant and Machinery	1,644,854
Expenses Payable	862,673	Furniture & Fixtures	5,134,104
Duties & Taxes	174,188	Current Assets	
Other Liabilities	11,960,500	Current Assets	35,240,516
		Loans & Advances	12,169
		Bank Balance	3,667,402
		Cash Balance	10,882
	101,673,758		101,673,758




PRINCIPAL
NARAYANA PHARMACY COLLEGE
NELLORE - 524 002.

NARAYANA PHARMACY COLLEGE-NELLORE
Fixed Assets And Depreciation Statement as on 31.03.2022

Schedule -5

S.No.	Particulars	OP. WDV 01.04.21	Additions before 6 M	Additions after 6 M	Total Additions	Deletions B6M	Deletions	Total	Depr. %	Depreciation	WDV as on 31.03.22
1	Buildings A/C	62,182,033	-	-	-	-	-	62,182,033	10	6,218,203	55,963,830
2	Air Conditioners A/C	307,279	-	-	-	-	-	307,279	15	46,092	261,187
3	Printers A/C	27,728	27,000	-	27,000	-	-	54,728	40	21,891	32,837
4	Scanners A/C	4,440	-	-	-	-	-	4,440	40	1,776	2,664
5	Computers A/C	50,733	25,930	-	25,930	-	-	76,663	40	30,665	45,998
6	Medical Instruments A/C	466,343	-	-	-	-	-	466,343	15	69,951	396,391
7	Library Books A/C	261,908	-	54,349	54,349	-	-	316,257	40	115,633	200,624
8	Plant and Machinery A/C	303,795	-	-	-	-	-	303,795	15	45,569	258,225
9	Projectors A/C	351,281	-	-	-	-	-	351,281	15	52,692	298,589
10	Xerox Machine A/C	102,213	-	-	-	-	-	102,213	15	15,332	86,881
11	Water Coolers A/C	11,155	-	-	-	-	-	11,155	15	1,673	9,482
12	Sports Material A/C	61,148	-	-	-	-	-	61,148	15	9,172	51,976
13	Electrical Fixtures A/C	618,383	13,181	851,069	864,250	-	-	1,482,633	10	105,710	1,376,923
14	Furniture and Fixtures A/C	4,174,645	-	-	-	-	-	4,174,645	10	417,464	3,757,180
		68,923,084	66,111	905,418	971,529	-	-	69,894,613		7,151,825	62,742,788


 PRINCIPAL
 NARAYANA PHARMACY COLLEGE
 NELLORE - 524 002.

